

Assurance de groupe pour salariés

Document précontractuel de durabilité

Informations précontractuelles relatives aux produits financiers visées à l'article 8, paragraphes 1, 2 et 2 bis, du règlement (UE) 2019/2088 et à l'article 6, premier alinéa, du règlement (UE) 2020/852, et conformément à l'article 20 du règlement délégué (UE) 2022/1288

Version : 20/10/2023

Les informations sur la durabilité contenues dans ce document de produit précontractuel ont été préparées au mieux par NN Insurance Belgium SA/NV sur la base des informations actuellement disponibles pour les gestionnaires d'actifs. Toutefois, la réglementation imposant à ces gestionnaires de fortune de mettre ces informations à disposition n'est entrée en vigueur que le 1er janvier 2023. Les informations contenues dans ce document peuvent être modifiées et/ou complétées en fonction des informations que les gestionnaires d'actifs fourniront dans les mois à venir.

1. Transparence des politiques de risque en matière de durabilité

Conformément à l'Article 3 du Sustainable Finance Disclosure Regulation (« **SFDR** »), NN Insurance Belgium (« **NN IB** ») est tenue de divulguer ses politiques en matière d'intégration des risques de durabilité dans son processus décisionnel en matière d'investissement. Le SFDR définit le risque de durabilité comme un événement ou une condition environnementale, sociale ou de gouvernance qui, s'il se produit, pourrait avoir un impact négatif important réel ou potentiel sur la valeur de l'investissement. Ces divulgations sont énumérées ci-dessous.

Facteurs et risques environnementaux, sociaux et de gouvernance (ESG)

NN IB considère les risques de développement durable comme des risques liés à des facteurs environnementaux, sociaux et de gouvernance (« facteurs **ESG** ») qui peuvent avoir un impact négatif significatif sur la performance, la réputation, la valeur, le bilan ou les opérations à long terme de NN Group.

En ce qui concerne le SFDR, cela inclut les facteurs ESG qui peuvent avoir un impact négatif significatif sur la valeur des investissements dans les produits financiers des clients de NN IB. Voici des exemples de facteurs environnementaux, sociaux et de gouvernance (ESG) :

- **Facteurs environnementaux** : changement climatique, autres formes de dégradation de l'environnement (par exemple, pollution de l'air, pollution de l'eau, pénurie d'eau douce, contamination des terres, perte de biodiversité et déforestation) et bien-être animal, en plus des mesures correctives visant à remédier à ces facteurs. Le changement climatique est divisé en
 - a) les effets transitoires résultant de la transition vers une économie verte et à faible intensité de carbone ;
 - b) les effets physiques résultant de changements dans les conditions météorologiques, la température, les conditions hydrologiques ou les écosystèmes naturels (changements aigus ou à plus long terme).
- **Facteurs sociaux** : droits, bien-être et intérêts des personnes et des communautés, y compris les droits de la personne, l'(in)égalité, la santé, l'inclusion, la diversité, les droits des employés et les relations de travail, la santé et la sécurité au travail.
- **Facteurs de gouvernance** : poursuivre ou appliquer des pratiques de gouvernance appropriées, notamment en ce qui concerne la direction, la rémunération des dirigeants, les audits, les contrôles internes, l'évasion fiscale, l'indépendance du conseil d'administration, les droits des actionnaires, la lutte contre la corruption et les pots de vin, ainsi que la manière dont les entreprises ou entités incluent les facteurs environnementaux et sociaux dans leurs politiques et procédures.

Taxonomie des Risques NN

NN IB a défini et catégorisé son paysage générique des risques inhérents dans une Taxonomie des Risques. NN IB considère les risques de durabilité comme des risques transversaux. Cela signifie que nous considérons que les risques de durabilité se manifestent par des types de risques reconnus dans la Taxonomie des Risques. Les risques identifiés dans la Taxonomie des Risques se rapportent à divers domaines de risque, tels que les risques émergents, les risques stratégiques, les risques financiers et les risques non financiers. Ceux-ci couvrent les opérations et les produits propres de NN IB, mais aussi les investissements réalisés. Dans le cadre de la Taxonomie des Risques, les facteurs ESG ont été mis en correspondance avec les catégories de risque liées à l'investissement. Ces facteurs ESG sont considérés comme des facteurs de risque, ce qui signifie que nous pensons qu'ils peuvent influencer les niveaux de risque des différentes catégories de risque d'investissement identifiées. Des exemples de ces catégories de risque sont le risque d'actif.

Application dans la prise de décision d'investissement

NN IB prend en compte les risques de durabilité dans le processus de prise de décision d'investissement de différentes manières. La façon exacte dont cela est fait n'est pas statique, car notre approche évolue au fil du temps en fonction des informations obtenues, des pratiques des marchés émergents, de la disponibilité de données et d'outils pertinents et robustes et des développements réglementaires. En outre, la manière dont les risques en matière de durabilité peuvent être pris en compte dépend également de l'investissement ou de la proposition de produit spécifique – il peut donc y avoir des différences entre l'approche générale et l'approche appliquée à des propositions d'investissement ou de produit spécifiques. Les principaux domaines dans lesquels NN IB prend en compte les risques de durabilité dans le processus décisionnel d'investissement sont les suivants.

#	Aire	Description
1	Application par NN IB de la <i>Responsible Investment Framework policy</i> de NN Group («RI Framework policy») au niveau du gestionnaire et de la sélection des fonds et au niveau du portefeuille	<p>NN Group dispose d'une vaste politique de cadre d'investissement responsable, qui couvre un éventail de sujets tels que l'actionnariat actif (engagement et vote), les restrictions et l'intégration systématique des risques et opportunités importants en matière de durabilité dans la recherche et l'analyse des investissements. Nous croyons que grâce à l'application de ces exigences et méthodes, les risques de durabilité sont directement ou indirectement réduits pour les investissements que nous faisons. Bien que les restrictions soient souvent fondées sur nos valeurs et nos normes sociétales, elles contribuent également à réduire les risques liés aux actifs – par exemple, les restrictions sur les investissements dans les entreprises impliquées dans le charbon thermique devraient réduire le risque que ces investissements deviennent des actifs échoués. Veuillez consulter https://www.nn-group.com/sustainability/responsible-investment/responsible-investment-policy-framework.htm pour plus d'informations sur la Responsible Investment Framework policy de NN Group.</p> <p>Comme NN IB investit par l'intermédiaire de gestionnaires externes, nous tenons compte des critères ESG dans le processus de sélection des gestionnaires d'actifs externes. Ces gestionnaires d'actifs gèrent leurs fonds selon leur propre stratégie et NN IB décide d'investir ou non dans ceux-ci.</p> <p>Ces critères sont inclus dans le processus de diligence raisonnable et de sélection, de suivi et d'évaluation du gestionnaire, dans lequel NN IB examine si le gestionnaire a mis en place des processus structurels et des méthodologies appropriés en relation avec les domaines clés de la politique du cadre d'investissement responsable de NN Group, y compris les risques de durabilité.</p>
2	Processus d'approbation et d'examen des produits (« PAR »)	Dans le cadre du processus d'approbation et d'examen des produits (PAR), NN IB analyse et documente la manière dont les risques de durabilité peuvent avoir un impact sur les passifs (appelés <i>réclamations</i>) d'un produit spécifique, dans lequel la durée des passifs est également prise en compte.
3	Évaluations des risques	NN IB effectue régulièrement des évaluations des risques. Une évaluation qualitative des risques liés à la durabilité est effectuée afin d'identifier les risques et, le cas échéant, de déterminer les mesures d'atténuation des risques.

2. Classification des fonds (options d'investissement)

Pour les assurance de groupes, l'organisateur a le choix parmi 46 fonds d'investissement sous-jacents, dont certains promeuvent des caractéristiques écologiques et/ou sociales ou poursuivent un objectif d'investissement durable. Le fonds interne investit à 100% dans le fonds d'investissement sous-jacent. L'objectif et la politique d'investissement du fonds interne sont 100% conformes à l'objectif et à la politique d'investissement du fonds d'investissement sous-jacent. Sur la base des informations fournies par le gestionnaire d'actifs des fonds d'investissement sous-jacents, ces fonds d'investissement sous-jacents ont été classés au titre de l'article 6, 8 ou 9 du SFDR.¹²³

31 fonds (67,39 % du nombre total de fonds) sont classés au titre de l'article 8 du SFDR, 6 fonds (13,04 % du nombre total de fonds) sont classés au titre de l'article 9 du SFDR et 9 fonds (19,57 % du nombre total de fonds) sont classés au titre de l'article 6 du SFDR.

Pour les fonds relevant des articles 8 et 9, de plus amples informations sur les caractéristiques durables sont disponibles sur la page produit de notre site web sous « Documents nécessaires » :

- **MultiPlan et MultiPlan+** : <https://www.nn.be/fr/entreprises/multiplan>
- **Alto Cash Balance** : <https://www.nn.be/fr/entreprises/alto-cash-balance>
- **Alto Bonus** : <https://www.nn.be/fr/entreprises/alto-bonus>
- **Alto Defined Contribution**: <https://www.nn.be/fr/product/alto-defined-contribution>

Les informations relatives à la prise en compte des principaux effets négatifs des décisions d'investissement sur les facteurs de durabilité inclus par les fonds d'investissement sous-jacents sont disponibles dans les informations précontractuelles relatives à chacune de ces options d'investissement. Toutefois, lors du choix des options d'investissement pour ce produit, la prise en compte de ces principaux effets négatifs n'a pas été déterminante.

3. Classification du produit

NN Insurance Belgium SA a classé ce produit au titre de l'article 8 SFDR car il favorise les caractéristiques écologiques et/ou sociales. Pour que le produit puisse être classé au titre de l'article 8 SFDR pour le preneur d'assurance, le produit financier doit être investi dans au moins une des options d'investissement classées aux articles 8 ou 9 de la liste ci-dessous et au moins une de ces options de placement doit être détenue pendant la période pendant laquelle le produit est détenu.

¹ Article 6 SFDR: le fonds ne promeut pas les caractéristiques écologiques et/ou sociales et ne poursuit pas d'objectifs d'investissement durable.

² Article 8 SFDR: le fonds promeut les caractéristiques écologiques et/ou sociales

³ Article 9 SFDR: le fonds poursuit un objectif d'investissement durable.

Liste des fonds d'investissement:

Nom du fonds interne	Nom du gestionnaire d'actifs	Nom du fonds d'investissement sous-jacent	Code ISIN	Classification SFDR
NN BlackRock BGF Global Allocation Fund A2 Fund	BlackRock	BGF Global Allocation Fund A2 EUR (CAP)	LU0171283459	6 (2)
NN BlackRock iShares Core MSCI World UCITS ETF Fund	BlackRock	iShares Core MSCI World UCITS ETF USD (Acc)	IE00B4L5Y983	6 (2)
NN BlackRock iShares Core S&P 500 UCITS ETF Fund	BlackRock	iShares Core S&P 500 UCITS ETF USD (Acc)	IE00B5BMR087	6 (2)
NN BlackRock iShares MSCI Europe SRI UCITS ETF Fund	BlackRock	iShares MSCI Europe SRI UCITS ETF EUR (Acc)	IE00B52VJ196	8
NN Capital Group Global Allocation Fund	Capital Group	Capital Group Global Allocation Fund (LUX) B EUR	LU1006075656	6 (3)
NN Carmignac Emergents Fund	Carmignac Gestion	Carmignac Emergents A EUR Acc	FR0010149302	9
NN Carmignac Patrimoine Fund	Carmignac Gestion	Carmignac Patrimoine A EUR Acc	FR0010135103	8
NN DNCA Invest Eurose Fund	DNCA Investments	DNCA Invest Eurose	LU0284394235	8
NN Ethenea Ethna-AKTIV Fund	ETHENEA Independent Investors S.A.	Ethna-AKTIV -T-	LU0431139764	8
NN FFG European Equities Sustainable Moderate Fund	Funds For Good	FFG European Equities Sustainable Moderate	LU0945616984	8
NN FFG Global Flexible Sustainable Fund	Funds For Good	FFG Global Flexible Sustainable	LU1697917083	8
NN Fidelity America Fund	Fidelity International	Fidelity Funds - America Fund	LU0251127410	8
NN Fidelity Pacific Fund	Fidelity International	Fidelity Funds - Pacific Fund	LU0368678339	8
NN Fidelity World Fund	Fidelity International	Fidelity Funds - World Fund	LU1261432659	8
NN Flossbach von Storch Multiple Opportunities II RT Fund	Flossbach von Storch	Flossbach von Storch Multiple Opportunities II RT	LU1038809395	8
NN GS Emerging Markets Debt Fund	Goldman Sachs Asset Management	Goldman Sachs Emerging Markets Debt (Hard Currency)	LU0546915058	8
NN GS Euro Bond Fund	Goldman Sachs Asset Management	Goldman Sachs Euro Bond	LU0546917773	8
NN GS Europe Sustainable Equity Fund	Goldman Sachs Asset Management	Goldman Sachs Europe Sustainable Equity	LU0991964320	8
NN GS Eurozone Equity Income Fund	Goldman Sachs Asset Management	Goldman Sachs Eurozone Equity Income	LU0127786431	8
NN GS Global Social Impact Equity Fund	Goldman Sachs Asset Management	Goldman Sachs Global Social Impact Equity	LU0332192961	9
NN GS Global Sustainable Equity Fund	Goldman Sachs Asset Management	Goldman Sachs Global Sustainable Equity	LU0119216553	8
NN GS Multi Asset Factor Opportunities Fund	Goldman Sachs Asset Management	Goldman Sachs Multi Asset Factor Opportunities	LU2055071596	6 (1)
NN GS Patrimonial Aggressive Fund	Goldman Sachs Asset Management	Goldman Sachs Patrimonial Aggressive	LU0119195450	8
NN GS Patrimonial Balanced Europe Sustainable Fund	Goldman Sachs Asset Management	Goldman Sachs Patrimonial Balanced Europe Sustainable	LU1444115874	8
NN GS Patrimonial Balanced Fund	Goldman Sachs Asset Management	Goldman Sachs Patrimonial Balanced	LU0119195963	8
NN GS Patrimonial Balanced Future Fund	Goldman Sachs Asset Management	Goldman Sachs Patrimonial Balanced Future (B)	BE6313167197	8
NN GS Patrimonial Defensive Fund	Goldman Sachs Asset Management	Goldman Sachs Patrimonial Defensive	LU0119196938	8
NN JP Morgan Euro Liquidity Fund	JPMorgan Asset Management	JPMorgan Liquidity Funds - EUR Standard Money Market VNAV Fund	LU2095450479	8
NN JPM US Technology Fund	JPMorgan Asset Management	JPM US Technology Fund	LU0159052710	8
NN Life Multi Invest High Fund	NN Insurance Belgium	NN Life Multi Invest High Fund	N/A	6 (4)
NN Life Multi Invest Low Fund	NN Insurance Belgium	NN Life Multi Invest Low Fund	N/A	6 (4)
NN Life Multi Invest Medium Fund	NN Insurance Belgium	NN Life Multi Invest Medium Fund	N/A	6 (4)
NN Life Multi Invest Medium Low Fund	NN Insurance Belgium	NN Life Multi Invest Medium Low Fund	N/A	6 (4)
NN M&G Dynamic Allocation Fund	M&G Investments	M&G (Lux) Dynamic Allocation Fund	LU1582988058	8
NN M&G Global Listed Infrastructure Fund	M&G Investments	M&G (Lux) Global Listed Infrastructure Fund	LU1665237704	8
NN M&G Optimal Income Fund	M&G Investments	M&G (Lux) Optimal Income Fund	LU1670724373	8
NN Nordea Global Climate and Environment Fund	Nordea Asset Management	Nordea Global Climate and Environment Fund	LU0348926287	9

NN Nordea Global Real Estate Fund	Nordea Asset Management	Nordea Global Real Estate Fund	LU0705259769	8
NN Pictet-Global Megatrend Selection Fund	Pictet Asset Management	Pictet-Global Megatrend Selection	LU0386882277	8
NN R-co Valor Balanced Fund	Rothschild & Co Asset Management Europe	R-co Valor Balanced	FR0013367281	8
NN R-co Valor Fund	Rothschild & Co Asset Management Europe	R-co Valor	FR0011261197	8
NN Schroder ISF Global Energy Transition Fund	Schroders	Schroder ISF Global Energy Transition	LU2390151400	9
NN Threadneedle Global Focus Fund	Columbia Threadneedle Investments	Threadneedle (Lux) Global Focus	LU0757431068	8
NN Threadneedle Global Smaller Companies Fund	Columbia Threadneedle Investments	Threadneedle (Lux) Global Smaller Companies	LU0570870567	8
NN Triodos Euro Bond Impact Fund	Triodos Investment Management	Triodos Euro Bond Impact Fund	LU0278272504	9
NN Triodos Global Equities Impact Fund	Triodos Investment Management	Triodos Global Equities Impact Fund	LU0278271951	9

Le règlement européen SFDR ne prévoit pas d'annexe spécifique pour les fonds relevant de l'article 6. Le cas échéant, une information sur les principales incidences négatives (PAI) sur les facteurs de durabilité est fournie via un lien ci-dessous.

(1) <https://www.gsam.com/responsible-investing/fr-BE/non-professional/about/declaration-sur-les-principales-incidences-negatives-en-matiere-de-durabilite>

(2) <https://www.blackrock.com/corporate/literature/continuous-disclosure-and-important-information/sfdr-principal-adverse-sustainability-impact-statement.pdf>

(3) [https://www.capitalgroup.com/content/dam/cgc/tenants/eacg/esg/files/annex\(fr\).pdf](https://www.capitalgroup.com/content/dam/cgc/tenants/eacg/esg/files/annex(fr).pdf)

(4) <https://www.nn.be/fr/propos-de-nn/publication-dinformations-en-matiere-de-durabilite>

Sustainable investment means an investment in an economic activity that contributes to an environmental or social objective, provided that the investment does not significantly harm any environmental or social objective and that the investee companies follow good governance practices.

The **EU Taxonomy** is a classification system laid down in Regulation (EU) 2020/852, establishing a list of **environmentally sustainable economic activities**. That Regulation does not lay down a list of socially sustainable economic activities. Sustainable investments with an environmental objective might be aligned with the Taxonomy or not.

Product name:
Goldman Sachs Global Sustainable Equity

Legal entity identifier:
5493009JJ9MH0CBUH668

Environmental and/or social characteristics

Does this financial product have a sustainable investment objective?

☒ ☒ ☐ Yes

☒ ☐ ☒ No

☐ It will make a minimum of **sustainable investments with an environmental objective**: ____%

☐ in economic activities that qualify as environmentally sustainable under the EU Taxonomy

☐ in economic activities that do not qualify as environmentally sustainable under the EU Taxonomy

☐ It will make a minimum of **sustainable investments with a social objective**: ____%

☒ It **promotes Environmental/Social (E/S) characteristics** and while it does not have as its objective a sustainable investment, it will have a minimum proportion of 20% of sustainable investments

☐ with an environmental objective in economic activities that qualify as environmentally sustainable under the EU Taxonomy

☒ with an environmental objective in economic activities that do not qualify as environmentally sustainable under the EU Taxonomy

☒ with a social objective

☐ It promotes E/S characteristics, but **will not make any sustainable investments**



What environmental and/or social characteristics are promoted by this financial product?

The Sub-Fund promotes environmental and social characteristics, as described in Article 8 of the SFDR. Specifically, the Sub-Fund promotes environmental and social characteristics by:

- **Restricting issuers involved in controversial activities.** This is done by applying a norms-based responsible investment criteria, restricting investments involved in the development, production, maintenance or trade of controversial weapons, the production of tobacco products, thermal coal mining and/or oil sands extraction.
- The Sub-Fund has additional restrictions on activities related to:
 - gambling
 - weapons
 - adult entertainment
 - fur & speciality leather
 - arctic drilling and
 - shale oil & gas
- Taking E, S and G factors of each issuer into account in the investment decision making process.

Sustainability indicators measure how the environmental or social characteristics promoted by the financial product are attained.

- **Adherence in the areas of good governance, respecting human rights and labour rights, protecting the environment and prevention of bribery and corruption.** The Sub-Fund does so by assessing the extent to which issuers act in accordance with relevant laws and internationally recognised standards, for example: OECD Guidelines for Multinational Enterprises, the UN Guiding Principles on Business and Human Rights and UN Global Compact.
- The Sub Fund promotes to have a lower carbon intensity compared to the Index/Benchmark.
- The Sub Fund promotes to have a lower water intensity compared to the Index/Benchmark.
- The Sub Fund promotes to have a lower waste intensity compared to the Index/Benchmark.
- SI Framework. The Sub-Fund promotes investments in companies or projects that contribute to an environmental or social objective based on the product contribution or operational contribution.

● ***What sustainability indicators are used to measure the attainment of each of the environmental or social characteristics promoted by this financial product?***

The following sustainability indicators are used to measure the attainment of each of the environmental or social characteristics promoted by the Sub-Fund:

- Number of issuers excluded from the investment universe based on the Exclusion List
- Average weighted ESG Rating against the Index/Benchmark
- Number of issuers involved in material violations of internationally recognised standards, for example: OECD Guidelines for Multinational Enterprises, the UN Guiding Principles on Business and Human Rights and UN Global Compact.
- Average weighted carbon intensity score against the Index/Benchmark
- Average weighted water intensity score against the Index/Benchmark
- Average weighted waste intensity score against the Index/Benchmark
- Percentage of Sustainable Investments

● ***What are the objectives of the sustainable investments that the financial product partially intends to make and how does the sustainable investment contribute to such objectives?***

The consideration of investments made by the Sub-Fund as sustainable investments is determined by reference to the Management Company's Sustainable Investment Framework, which includes an assessment as to whether the investment contributes to an environmental and/or social objective. Under this framework, an investment is considered to be contributing to an environmental and/or social objective via either a product or operational contribution.

Product contribution considers either i) the proportion of an issuer's revenue dedicated to an environmentally and/or socially sustainable impact category, ii) the alignment of a product to an environmental and/or social Sustainable Development Goal (SDG), iii) best-in-class scoring of an issue(r) as against environmental and/or social opportunities themes defined by an external data provider, or iv) the percentage of taxonomy aligned revenue of the issuer. Due to availability of reliable data, the taxonomy aligned revenue route will only be used as data improves.

Operational contribution takes a thematic approach, looking at the promotion of climate transition (environmental) within the operational framework of the issuer, inclusive growth (social) within the operational framework of the issuer, operational alignment to an

environmental or social SDG, or the application of a best-in-class proprietary environmental and social score.

The Sub-Fund does not target a specific category of sustainable investments but assesses all investments made pursuant to its overall investment strategy using the Sustainable Investment Framework. Hence, the sustainable investments made by the Sub-Fund may contribute to a variety of environmental and/or social objectives.

Principal adverse impact are the most significant negative impact of investment decisions on sustainability factors relating to environmental, social and employee matters, respect for human rights, anti-corruption and anti-bribery matters.

● ***How do the sustainable investments that the financial product partially intends to make, not cause significant harm to any environmental or social sustainable investment objective?***

Issuers that are classified as contributing to a sustainable investment are also required to meet the do no significant harm (DNSH) criteria of the Management Company's Sustainable Investment Framework. Any issuers that do not meet the DNSH test will not qualify as a sustainable investment. A proprietary quantitative or qualitative threshold for significant harm has been set for all 14 mandatory indicators relating to investee companies for adverse impacts on sustainability factors ("PAIs") set out in the regulatory technical standards supplementing SFDR.

Additionally, all issuers with a very severe controversy are considered to be causing significant harm and excluded from qualifying as a sustainable investment.

– ***How have the indicators for adverse impacts on sustainability factors been taken into account?***

The Sub-Fund considers principal adverse impacts on sustainability factors across environmental and social pillars. The PAI Indicators are taken into account through the application of the DNSH principle outlined above for the determination of sustainable investments as well as qualitatively through the Sub-Fund's investment approach.

In regard to the consideration of the PAI Indicators as part of the DNSH assessment of an issuer, as noted above a proprietary quantitative or qualitative threshold for significant harm has been set for all 14 mandatory PAIs relating to investee companies are assessed using information from an external data provider. These thresholds for significant harm have been set on a relative or absolute basis against each PAI depending on the Management Company's assessment of the worst performing investments with respect to those PAIs. Where data is not available for a specific PAI a suitable proxy metric has been identified. If both PAI and proxy PAI data (where relevant) is not available and/or applicable to complete the DNSH assessment on an issuer, such issuer is generally excluded from qualifying as a sustainable investment.

– ***How are the sustainable investments aligned with the OECD Guidelines for Multinational Enterprises and the UN Guiding Principles on Business and Human Rights? Details:***

The Sub-Fund leverages the Management Company's proprietary approach to identifying and evaluating companies which, amongst other factors, are not considered to be aligned with global norms. Following this assessment, any companies which are considered to be in violation of these global norms (including the OECD Guidelines for Multinational Enterprises and the UN Guiding Principles on Business and Human Rights) will be excluded from qualifying as a sustainable investment.

The EU Taxonomy sets out a "do not significantly harm" principle by which Taxonomy-aligned investments should not significantly harm EU Taxonomy objectives and is accompanied by specific EU criteria.

The "do not significantly harm" principle applies only to those investments underlying the financial product that take into account the EU criteria for environmentally sustainable economic activities. The investments underlying the remaining portion of this financial product do not take into account the EU criteria for environmentally sustainable economic activities.

Any other sustainable investments must also not significantly harm any environmental or social objectives.



Does this financial product consider principal adverse impacts on sustainability factors?

- ☒ Yes, the Sub-Fund does consider PAIs on Sustainability Factors. For the Sustainable Investments, PAIs are taken into account as part of the DNSH test as described in the Sustainable Investment Framework. Multiple PAI Indicators are additionally taken into account for investment decision making purposes via a standalone proprietary screening tool, which applies a threshold for the bottom scorers on a number of PAI Indicators, provided that there is data-coverage on the specific PAI indicator for the respective investment. If an investment scores in the identified bottom threshold of the universe (which includes those investments for which there is data coverage) on a PAI Indicator, the Sub-Fund intends either to not invest or to document the rationale for investment. Furthermore, the Sub-Fund incorporates PAI Indicators as part of the documented investment process of the Sub-Fund. The PAIs themselves are embedded within the Sub-Fund's investment process, via the Management Company's restrictions criteria and Stewardship

Information on how the Sub-Fund considered PAIs on sustainability factors will be available in the Sub-Fund Annual Report.

☐ No



What investment strategy does this financial product follow?

To attain the environmental and social characteristics promoted by the Sub-Fund, the Sub-Fund applies:

- Norms-based RI criteria
- ESG integration approach
- Stewardship
- Sustainable Investment Framework

Norms-based RI criteria

The Sub-Fund applies the Management Company's norms-based responsible investment criteria that, as stipulated in the Management Company's Responsible Investment Policy, restricts investment in issuers involved in controversial activities.

In addition to the restrictions in the Management Company's Responsible Investment Policy, the Sub-Fund applies restrictions on certain issuers with nuclear energy exposure.

ESG integration approach

The Sub-Fund integrates the information on environmental, social and governance factors for its investments based on the Management Company's ESG Integration approach. The first step towards ESG integration is to identify material ESG risk and opportunities. Secondly, the material ESG risks and opportunities are assessed and expressed via a number of ESG

The investment strategy guides investment decisions based on factors such as investment objectives and risk tolerance.

ratings. The final step of ESG Integration involves incorporating this ESG analysis into investment screening and security selection of issuers.

For sovereign issuers, most ESG factors - from the quality and availability of education and healthcare to political stability and energy sources – tend to be material for all countries around the world.

Stewardship

This Sub-Fund leverages the Goldman Sachs Asset Management Global Stewardship Team's engagement initiatives. The Goldman Sachs Asset Management Global Stewardship Team focuses on proactive, outcomes-based engagement, in an attempt to promote best practices. Engagement initiatives are continually reviewed, enhanced and monitored to ensure they incorporate current issues and evolving views about key environmental, social and governance topics. To guide engagement efforts, the Goldman Sachs Asset Management Global Stewardship Team creates an annual Focus List, which reflects the Goldman Sachs Asset Management Global Stewardship Team's thematic priorities and guides voting and engagement effort.

Sustainable Investment Framework

The sustainable investments of the Sub-Fund adhere to the definition of 'sustainable investment' as per SFDR, which requires issuers to 1. contribute to an environmental or social objective, 2. do no significant harm and 3. follow good governance practices. The Sustainable Investment Framework leads to a binary outcome: an issuer will either qualify as a whole as a sustainable investment, or not at all. An issuer can be identified as contributing to an environmental or social objective based on 2 categories: 1. Product contribution (based on the activities of the issuer) and 2. Operational contribution (the way in which the issuer conducts its business).

● ***What are the binding elements of the investment strategy used to select the investments to attain each of the environmental or social characteristics promoted by this financial product?***

The Sub-Fund's binding elements are listed below:

Exclusions based on the norms-based RI criteria. The Sub-Fund, as per the Management Company's norms-based responsible investment criteria, will exclude investment in issuers involved in activities including but not limited to, the development, production, maintenance or trade of controversial weapons, the production of tobacco products, thermal coal mining, oil sands production, gambling, weapons, adult entertainment, fur & speciality leather, arctic drilling and/or shale oil & gas. Adherence to the norms-based responsible investment criteria is based on pre-set revenue thresholds, as stated in the Management Company's Responsible Investment Policy, and relies on third-party data. For the latest thresholds and activities, please refer to the Management Company's Responsible Investment Policy available on the website.

ESG Rating. The average weighted ESG Rating of the Sub-Fund's issuers will be better than the Index/Benchmark.

Carbon intensity. Average weighted carbon intensity lower than the Index/Benchmark.

Water intensity. Average weighted water intensity lower than the Index/Benchmark.

Waste intensity. Average weighted waste intensity lower than the Index/Benchmark.

● ***What is the committed minimum rate to reduce the scope of the investments considered prior to the application of that investment strategy?***

N/A - Prior to the application of the investment strategy, the Sub-Fund does not commit to a minimum rate to reduce the scope of the investments.

● ***What is the policy to assess good governance practices of the investee companies?***

The Sub-Fund leverages a proprietary approach to identifying and evaluating global norms violators and issuers that may be engaged in poor governance practices, in particular with respect to sound management structures, employee relations, remuneration of staff and tax compliance.

This proprietary approach seeks to identify, review, evaluate and monitor companies that are flagged by external data providers as being in violation of, or otherwise not aligned with, the United Nation Global Compact (UNGC) principles, the OECD Guidelines for

Good governance practices include sound management structures, employee relations, remuneration of staff and tax compliance.

Multinational Enterprises and the UN Guiding Principles on Business and Human Rights as well companies that have received high controversy scores (including significant governance controversies, severe labour rights controversies and severe tax compliance controversies). Following review of these external data inputs, companies that the Management Company believes to have an ongoing and serious violation and/or are considered to not be following good governance practices with insufficient remediation will be excluded from the Sub- Fund. This list of companies will be reviewed on a semi-annual basis. The Management Company may not be able to readily sell securities that are intended for exclusion from the Portfolio at each semi- annual review (for example, due to liquidity issues or for other reasons outside of the Management Company's control), however, will seek to divest as soon as possible in an orderly manner and in the best interests of investors.



Asset allocation describes the share of investments in specific assets.

What is the asset allocation planned for this financial product?

The planned asset allocation of the Sub-Fund aligned with environmental and social characteristics, as well as the Sustainable Investment commitment is reflected in the table below.

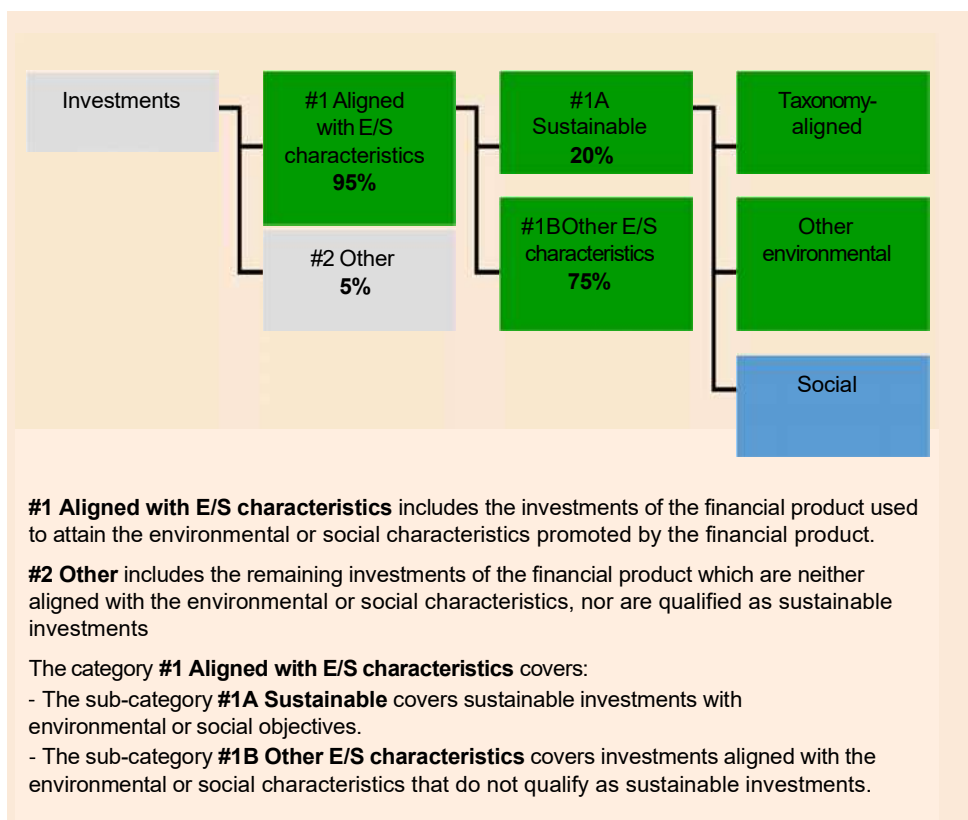
The planned asset allocation is that 95% of the investments of the Sub-fund are aligned with the E/S characteristics. At least 20% of the investments of the Sub-Fund are sustainable investments. These sustainable investments contribute for example with part of their revenues to a sustainable objective, finance sustainable projects (such as green, social or sustainable bonds) or operate in a sustainable manner. These investments do not significantly harm other sustainable objectives. 5% of the investments of the Sub- fund is estimated to be in the category 'other' and not used to promote E/S characteristics. These investments are mostly in cash, cash equivalents, derivatives used for efficient portfolio management techniques and UCI's and UCITS that do not promote environmental or social characteristics and that do not have a sustainable investment objective.

The commitment to a minimum proportion of environmentally Sustainable Investments is 1%.

The commitment to a minimum proportion of social Sustainable Investments is 1%.

Taxonomy-aligned activities are expressed as a share of:

- **turnover** reflecting the share of revenue from green activities of investee companies
- **capital expenditure** (CapEx) showing the green investments made by investee companies, e.g. for a transition to a green economy
- **operational expenditure** (OpEx) reflecting green operational activities of investee companies.



How does the use of derivatives attain the environmental or social characteristics promoted by the financial product?

N/A - Derivatives are not used for attaining the environmental or social characteristics promoted by the Sub-Fund.



To what minimum extent are sustainable investments with an environmental objective aligned with the EU Taxonomy?

Whilst this Sub-Fund intends to make sustainable investments, it does not take into account the EU criteria for environmentally sustainable economic activities within the meaning of the EU Taxonomy and therefore its portfolio alignment with such EU Taxonomy is 0%. However, the position will be kept under review as the underlying rules are finalised and the availability of reliable data increases over time.

As noted above, whether investments made by this product are sustainable investments is determined by reference to the Management Company's Sustainable Investment Framework for assessing the contribution of investments to environmental and/or social objectives. This product does not target one specific category of sustainable investments, but instead assesses all investments made pursuant to its overall investment strategy using the framework.

Does the financial product invest in fossil gas and/or nuclear energy related activities that comply with the EU Taxonomy¹?

☐

Yes

☐

In fossil gas

☐

In nuclear energy

☒

No, 0%

To comply with the EU Taxonomy, the criteria for **fossil gas** include limitations on emissions and switching to fully renewable power or low-carbon fuels by the end of 2035. For **nuclear energy**, the criteria include comprehensive safety and waste management rules.

Enabling activities directly enable other activities to make a substantial contribution to an environmental objective.

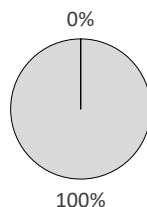
Transitional activities are activities for which low-carbon alternatives are not yet available and among others have greenhouse gas emission levels corresponding to the best performance.

¹ Fossil gas and/or nuclear related activities will only comply with the EU Taxonomy where they contribute to limiting climate change ("climate change mitigation") and do not significantly harm any EU Taxonomy objective – see explanatory note in the left-hand margin. The full criteria for fossil gas and nuclear energy economic activities that comply with the EU Taxonomy are laid down in Commission Delegated Regulation (EU) 2022/1214.

The two graphs below show in green the minimum percentage of investments that are aligned with the EU Taxonomy. As there is no appropriate methodology to determine the Taxonomy-alignment of sovereign bonds*, the first graph shows the Taxonomy alignment in relation to all the investments of the financial product including sovereign bonds, while the second graph shows the Taxonomy alignment only in relation to the investments of the financial product other than sovereign bonds.

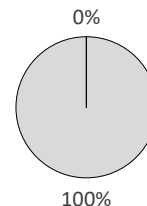
1. Taxonomy-alignment of investments including sovereign bonds*

■ Taxonomy-aligned (no fossil gas & nuclear)
□ Non Taxonomy-aligned



2. Taxonomy-alignment of investments excluding sovereign bonds*

■ Taxonomy-aligned (no fossil gas & nuclear)
□ Non Taxonomy-aligned



This graph represents X% of the total investments N/A

* For the purpose of these graphs, 'sovereign bonds' consist of all sovereign exposures. As the Sub-Fund does not commit to making sustainable investments aligned with the EU Taxonomy, the proportion of sovereign bonds in the Sub-Fund's portfolio will not impact the proportion of sustainable investments aligned with the EU Taxonomy included in the graph.

What is the minimum share of investments in transitional and enabling activities?

The minimum share of investments in transitional and enabling activities is 0%.

 are sustainable investments with an environmental objective that **do not take into account the criteria** for environmentally sustainable economic activities under the EU Taxonomy.



What is the minimum share of sustainable investments with an environmental objective that are not aligned with the EU Taxonomy?

The Sub-Fund commits to a minimum of 1% of sustainable investments with an environmental objective. These investments could be aligned with the EU Taxonomy but the Management Company is not currently in a position to specify the exact proportion of the Sub-Fund's underlying investments which take into account the EU criteria for environmentally sustainable economic activities. However, the position is kept under review as the underlying rules are finalized and the availability of reliable data increases over time.



What is the minimum share of socially sustainable investments?

The minimum share of socially sustainable investments is 1%.



What investments are included under “#2 Other”, what is their purpose and are there any minimum environmental or social safeguards?

Investments included under 'other' may include cash used for liquidity purposes, derivatives for efficient portfolio management/investment purposes and/or investments in UCITS and UCIs which may be used to achieve the investment objective of the Sub-Fund but neither promote the environmental or social characteristics of the Sub-Fund, nor qualify as Sustainable Investments.

The percentage shown is the planned percentage which may be held in these instruments but the actual percentage can vary from time to time.

These financial instruments are not subject to any minimum environmental or social safeguards.



Is a specific index designated as a reference benchmark to determine whether this financial product is aligned with the environmental and/or social characteristics that it promotes?

N/A – This Sub-Fund is actively managed and therefore does not have a specific index designated as a reference benchmark to determine whether this financial product is aligned with the environmental or social characteristics that it promotes.

Reference benchmarks are indexes to measure whether the financial products attain the environmental or social characteristics that they promote.

● ***How is the reference benchmark continuously aligned with each of the environmental or social characteristics promoted by the financial product?***

N/A – This Sub-Fund is actively managed and therefore does not have a specific index designated as a reference benchmark to determine whether this financial product is aligned with the environmental or social characteristics that it promotes.

● ***How is the alignment of the investment strategy with the methodology of the index ensured on a continuous basis?***

N/A – This Sub-Fund is actively managed and therefore does not have a specific index designated as a reference benchmark to determine whether this financial product is aligned with the environmental or social characteristics that it promotes.

● ***How does the designated index differ from a relevant broad market index?***

N/A – This Sub-Fund is actively managed and therefore does not have a specific index designated as a reference benchmark to determine whether this financial product is aligned with the environmental or social characteristics that it promotes.

● ***Where can the methodology used for the calculation of the designated index be found?***

N/A – This Sub-Fund is actively managed and therefore does not have a specific index designated as a reference benchmark to determine whether this financial product is aligned with the environmental or social characteristics that it promotes.



Where can I find more product specific information online?

More product-specific information can be found on the website: www.gsam.com/responsible-investing by going to the products and/or SFDR page.